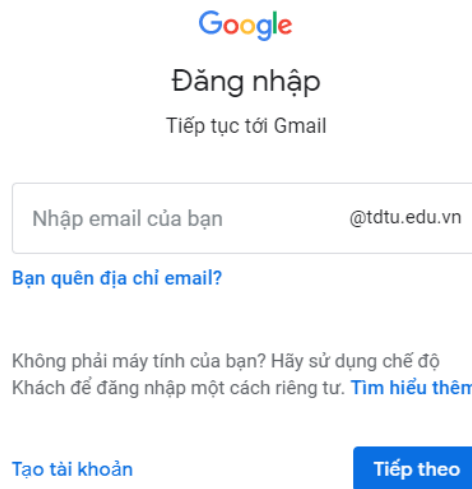


Google Classroom Tutorial

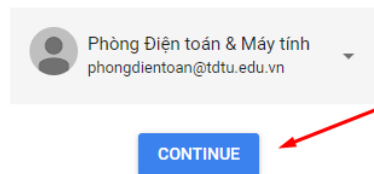
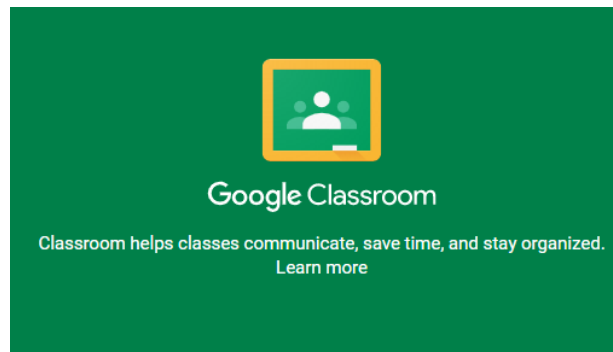
1. LOG IN

Step 1, please log in with the email provided by our School.



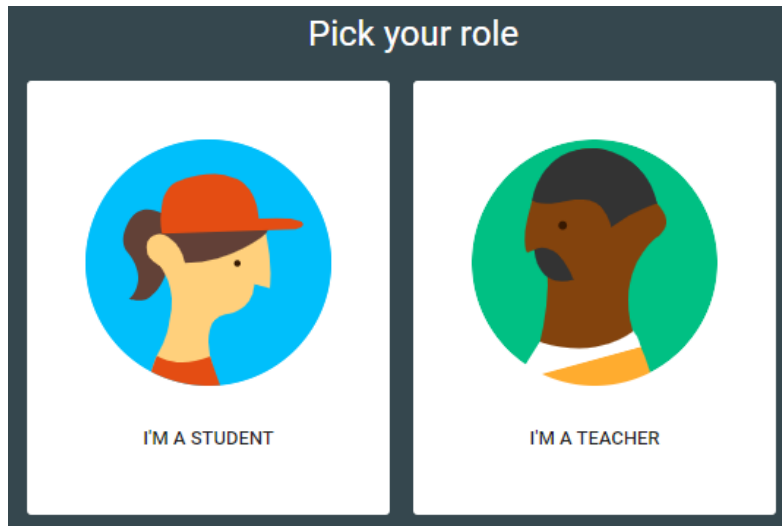
The image shows the Google login interface. At the top is the Google logo. Below it, the text reads "Đăng nhập" (Log in) and "Tiếp tục tới Gmail" (Continue to Gmail). There is a text input field with the placeholder "Nhập email của bạn" (Enter your email) and a dropdown menu showing "@tdtu.edu.vn". Below the input field is a link "Bạn quên địa chỉ email?" (Forgot your email address?). Further down, there is a note: "Không phải máy tính của bạn? Hãy sử dụng chế độ Khách để đăng nhập một cách riêng tư. [Tìm hiểu thêm](#)" (Not your computer? Use Guest mode to log in privately. [Learn more](#)). At the bottom, there are two buttons: "Tạo tài khoản" (Create account) and "Tiếp theo" (Next).

Step 2, access to this link: [https://classroom.google.com/Click"continue"](https://classroom.google.com/Click%27continue%27)



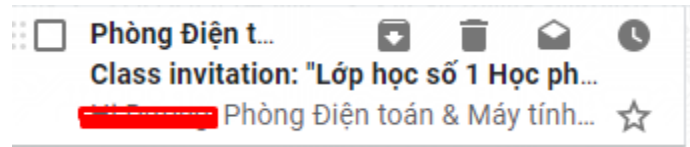
The image shows a dropdown menu for account selection. The selected account is "Phòng Điện toán & Máy tính" (Computer & IT Department) with the email "phongdientoan@tdtu.edu.vn". Below the dropdown is a blue button labeled "CONTINUE" with a red arrow pointing to it.

If you are a student, choose “I’m a Student”



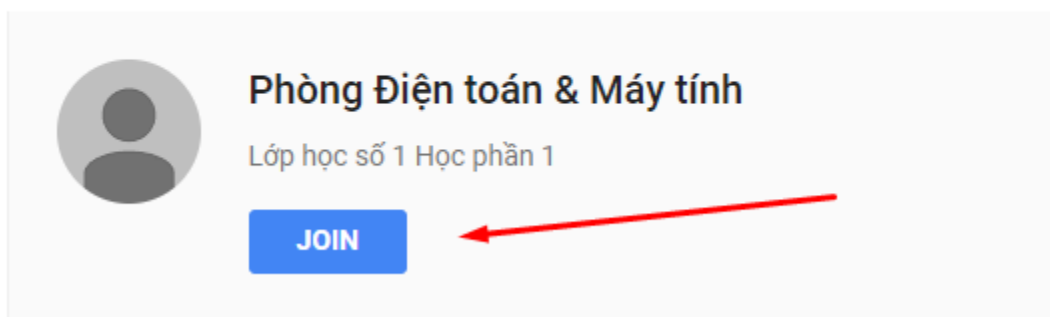
3. GUIDANCE FOR STUDENTS

After being added into a class by a teacher, students, who already log in School system email, will receive a notification via an email:

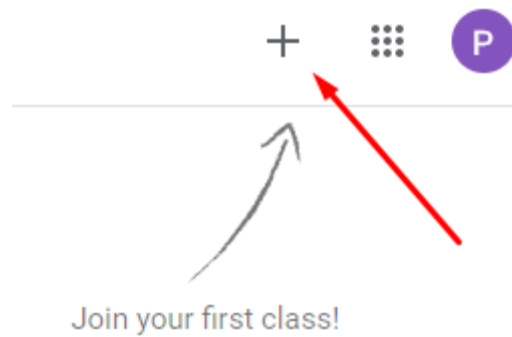


Click “Join” to participate in the classroom.

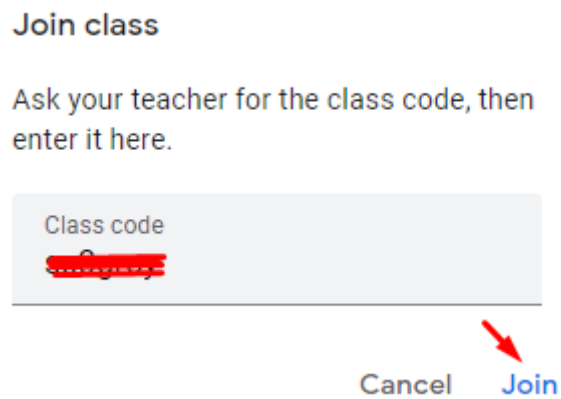
Phòng Điện toán & Máy tính (phongdientoan@tdtu.edu.vn) invited you to the class [Lớp học số 1 Học phần 1](#).



Or, students can access to the classroom by logging in School system email and choose “Join your first class”



Enter the class code provided by your teacher, then click “Join”.



Google classroom tutorial(in Vietnamese):

- <https://360.tdtu.edu.vn/videotdtu/Classroom.mp4>